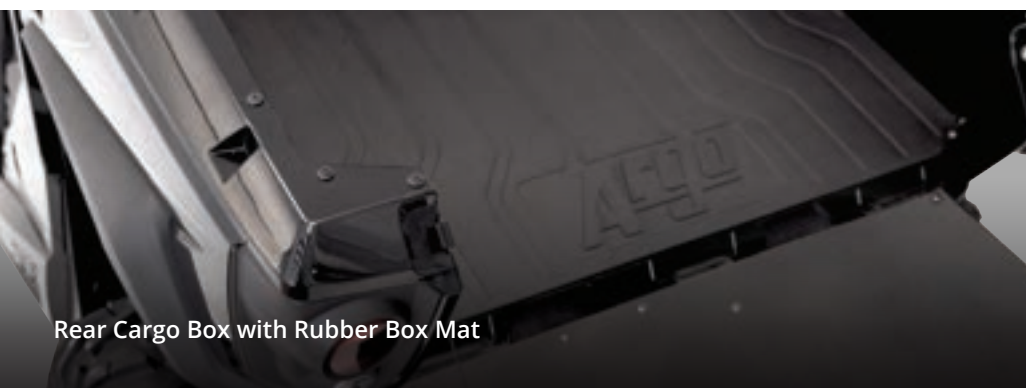


YOUR LIST IS ENDLESS.




XF 500

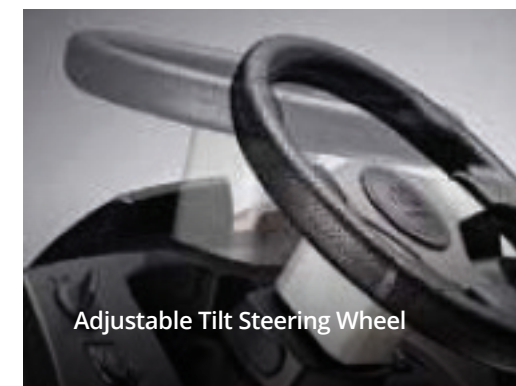
We get it. Doing hard work, well, is hard work. That's why you need to experience the ARGO Magnum XF 500 to get things done faster. At ARGO, we combine fun and function with our premium side-by-sides. The fun starts with the dependable 443cc liquid-cooled EFI engine for plenty of performance and is anchored by the automatic CV transmission with engine braking for a smooth, safe ride. The heavy-duty rear dump box gives you the ability to haul your equipment, landscaping rocks or coolers to the dock. We guarantee people will show up to help out with your projects when the Magnum XF 500 is in your driveway.



Rear Cargo Box with Rubber Box Mat



Underseat Storage



Adjustable Tilt Steering Wheel

MAGNUM XF 500 HIGHLIGHTS


- 443cc Liquid-Cooled 4-Stroke EFI Engine
- Automatic CVT with Engine Braking
- 25" Tires with Steel Rims
- Front and Rear Independent Double A-Arm Suspension
- Electronic 2WD/4WD with Front Differential Lock
- Front and Rear Hydraulic Disc Brakes
- 1,200 lb. Towing Capacity with 2" Receiver
- 441 lb. Rear Cargo Box with Tilt-Assist Shock
- Rubber Cargo Box Mat
- Adjustable-Tilt Steering Wheel
- Front Bumper
- Dash, Underseat, Underhood and Tailgate Storage Areas

LE MODEL ADDS:

- Aluminum Rims
- Electric Power Steering (EPS)
- 3,000 lb. Winch
- Premium Painted Plastic Body Panels

THE BEST, INSIDE AND OUT.

We don't scrimp here and cheap out there — heck no. It doesn't matter where you look on the Magnum Series, we provide the very best technology and innovation on our side-by-sides. Because, hey, that's what we'd want. And expect. When you're shelling out your hard-earned cash, you only want premium features like durable wheels, winches, display instrumentation, comfortable seating and a smooth suspension to save you from being sore the next day. High quality is how we roll at ARGO. The ARGO Magnum Series is built with the best to give you its best.



XF 500 ENGINE

The rugged 443cc 4-stroke SOHC engine comes liquid cooled and features electronic fuel injection (EFI). Responsive and fuel efficient, this engine is ready to go to work on and off the trail.



SUSPENSION

Independent double A-arm front and rear suspensions, offering 6.9" (176 mm) of travel in the front and 6.8" (173 mm) of travel in the rear, react instantaneously with the adjustable preload shocks to deliver a comfortable and consistent operator experience every time you ride.



2WD/4WD WITH FRONT DIFFERENTIAL LOCK

Automatic CV transmission featuring high and low range, neutral, reverse and park. Being fully sealed and vented, engine braking ensures ceaseless performance in the fiercest terrain. Standard on all Magnum 500 models, the electronic 2WD/4WD with front differential lock provides on-demand traction when you need it the most.



HITCH AND TOWING CAPACITY

The 2" rear receiver hitch is backed by a 1,200 lb. (544 kg) towing capacity making it the perfect workhorse for both recreation and utility applications.



3,000 LB. WINCH

Pulling power for when you need it most. ARGO's winch mounts on the front to assist with high-angle extractions of equipment or debris. With 3,000 lb. capacity, extra muscle is within reach at all times.



CARGO BOX WITH MAT

Built for versatile applications, the utility cargo box comes equipped with a dump-assist shock and a 441 lb. (200 kg) load capacity. Additionally, the cargo box is outfitted with a contoured bed mat, giving the cargo space added grip and protection.



INSTRUMENTATION

Digital instrument panel includes odometer, speedometer, tripmeter, RPM, transmission position, 2WD/4WD/ lock indicator, fuel gauge, temperature, low-battery, high-beam and check-engine lights.